

ADVENT PRE-SERVICE FOCUS — ADVENT PARAMENTS

A few years ago, I invited our Iranian friend to attend Christmas Eve with our family. After the service, He asked, “What were those white colored clothes hanging up in front of the church?” My response was "They mark seasons of the church year. I started to explain what the white, green, red, violet paraments symbolized....." But He pressed me. “No, they mean something.” He was correct. He was observing not only the color but the symbols on the paraments. **Perhaps many of us have looked at the colors and symbols year after year and have become oblivious to the meaning, the proclamation of those symbols and colors.**



**Christmas Eve
Divine Service
at 9:00 a.m.
with the
Children’s
Program**


As Lutherans, it is appropriate to ask the question “What does this mean?” In connection with the Advent paraments. We will do that as a brief pre-service focus before each of the three midweek Advent services. We anticipate having some participation by the catechism




LWML NEWS

Merry Christmas! Our final meeting for 2023 will be on Monday, December 18th at 4:00. We would like to invite all women of the church to join us. Instead of our normal business meeting, we will have a Christmas celebration. Everyone is asked to bring a snack to share. Fun games are planned so please mark your calendars!! Hope to see

Dear Members of OSL: I would like to express my sincere thanks for welcoming me into your church family. I was not expecting to move but the opportunity at “our Lady of the Prairie” was too good to pass up. God works in very mysterious ways! Please come visit anytime. Maria Casad, 2664—145th Ave. Wheatland, IA 52777



 **Join us for Caroling on
December 10!!!
Then join us for Chili Supper
and fellowship!!!**



Roof Replacement Projects

November was a busy month for the church property projects at Our Savior. Both the flat roof and steep roof projects are nearing completion. The flat roof has been fully installed and the seams are all welded such that it should be leak proof. The only work remaining work is to trim the TPO flat roof around its perimeter and to install the drip rail all around the flat roof so that new gutter can be installed. Of course, the first true test of a good heavy rain will need to occur without leaks before we can declare completion. The material manufacturer also needs to make their inspection before we will receive our warranty, at which point we'll make final payment. There are a few carpet squares that need to be replaced due to drips and some vents that need to be cleaned of adhesive. If you are aware of anything else that needs to be addressed, please notify Rick Schiller or any member of the Hail Recovery committee.



Crane Lift

Progress on the steep roof moved very fast once the crew arrived. We are glad to report that the original wood decking was preserved in excellent condition over the years and none of it needed to be replaced. Once the existing steel roof and the asphalt roof beneath it were removed, workers had to remove an old type of insulation that was labor intensive. New insulation and weatherproofing were installed to ready the roof to receive the stone-coated steel shingle roof. The results were quite pleasing as the multicolor shingles blend the brown siding, stonework, and red brick together nicely, especially in the sunshine. Excellent choice, Gail! The steep roof is nearing completion as well. Once new metal is installed to cover the fascia on the east and west ends and new gutter is added on the south side, the replacement of the steep roof should be complete. [See the all the steps to a new roof on the next page.](#)

There are a number of other small projects that must be completed like fixing dents in the air conditioning equipment and the like, but most of the

debris and construction equipment should be gone in early December and you can return to parking where you like. Thanks for your patience and thanks to the committee for their



Sanctuary — Tear Off



North — Steel Shingles


allowed to develop your own style of ministry. Don't saddle your pastor with --- “this is how we've been doing it for the last 40 years”. Don't corner him into adapting to your ideas on how it's to be done -- so that he can't say 'no'. Let him come up with his own ideas. He'll have some. Ask him.

If you do these things your pastor will reciprocate your love and become, in time, all and more that you hope for from him. You have the power.

It's like I try to point out when I teach on the fourth commandment: the capacity to make the home a good place lies in the hands of the children. Honor your father and mother that it may go well with you and you live long in the land. Good order is not the responsibility of the parents, in a top-down model; rather the ideal arrangement is a bottom-up configuration. Good citizens in the civic realm produce good leaders.

Good pastors don't make good congregations. Good congregations make good pastors. This is good news. Your future rests in your own hands. *Pastor Picard*

Newly Replaced Thermal Polyolefin (TPO) Flat Roof



Install Stone-coated Steel Shingles





Shingled/Completed Roof



Hail Damaged Steel Roof



Demolition



FINISH

START

Apply Moisture Barrier Membrane



Find Decking in Great Condition



Replacement Process for our Steel Roof over the Sanctuary

Secure Insulation & Cover with OSB



Completed Insulation



Install Foam Insulation For Sound & Thermal Management



Add 4' x 4' Grid of 2"x4"

